

SUMMARY OF APPROVED BUDGET, UTILIZATIONS, DISBURSEMENTS AND BALANCES BY OBJECT OF EXPENDITURES
(For Off-Budgetary Funds)
As at the Quarter Ending March 31, 2021

Department : State Universities and Colleges (SUCs)
 Agency/Entity : Cagayan State University
 Operating Unit : < not applicable >
 Organization Code (UACS) : 08 022 0000000
 Fund Cluster : 05 Internally Generated Funds

(e.g. UACS Fund Cluster: 05-Internally Generated Funds and 06-Business Related Funds)

Particulars	UACS CODE	Approved Budget			Utilizations					Disbursements					Balances		
		Approved Budgeted Revenue	Adjustments (Reductions, Modifications/	Adjusted Budgeted Revenue	1st Quarter Ending March 31	2nd Quarter Ending June 30	3rd Quarter Ending Sept. 30	4th Quarter Ending Dec. 31	Total	1st Quarter Ending March 31	2nd Quarter Ending June 30	3rd Quarter Ending Sept. 30	4th Quarter Ending Dec. 31	TOTAL	Unutilized Budget	Unpaid Obligations	
																Due and Demandable	Not Yet Due and Demandable
1	2	3	4	5=[(3+(-)4)]	6	7	8	9	10=(6+7+8+9)	11	12	13	14	15=(11+12+13+14)	16=(5-10)	17	18
SUMMARY																	
A. AGENCY SPECIFIC BUDGET																	
Maintenance and Other Operating Expenses		24,121,083.47	(21,332.00)	24,099,751.47	11,689,265.66	0.00	0.00	0.00	11,689,265.66	9,980,896.05	0.00	0.00	0.00	9,980,896.05	12,410,485.81	390,749.54	1,317,620.07
Traveling Expenses	5020100000	395,150.30	(80,400.00)	314,750.30	5,400.00	0.00	0.00	0.00	5,400.00	5,400.00	0.00	0.00	0.00	5,400.00	309,350.30	0.00	0.00
Traveling Expenses - Local	5020101000	395,150.30	(80,400.00)	314,750.30	5,400.00	0.00	0.00	0.00	5,400.00	5,400.00	0.00	0.00	0.00	5,400.00	309,350.30	0.00	0.00
Traveling Expenses - Local	5020101000	395,150.30	(80,400.00)	314,750.30	5,400.00	0.00	0.00	0.00	5,400.00	5,400.00	0.00	0.00	0.00	5,400.00	309,350.30	0.00	0.00
Training and Scholarship Expenses	5020200000	533,419.06	3,000.00	536,419.06	218,625.52	0.00	0.00	0.00	218,625.52	215,625.52	0.00	0.00	0.00	215,625.52	317,793.54	0.00	3,000.00
Training Expenses	5020201000	533,419.06	3,000.00	536,419.06	218,625.52	0.00	0.00	0.00	218,625.52	215,625.52	0.00	0.00	0.00	215,625.52	317,793.54	0.00	3,000.00
Training Expenses	5020201002	533,419.06	3,000.00	536,419.06	218,625.52	0.00	0.00	0.00	218,625.52	215,625.52	0.00	0.00	0.00	215,625.52	317,793.54	0.00	3,000.00
Supplies and Materials Expenses	5020300000	3,527,491.06	(80,529.89)	3,446,961.17	752,502.11	0.00	0.00	0.00	752,502.11	483,533.11	0.00	0.00	0.00	483,533.11	2,694,459.06	0.00	268,969.00
Office Supplies Expenses	5020301000	826,559.60	19,678.70	846,238.30	243,473.87	0.00	0.00	0.00	243,473.87	167,761.65	0.00	0.00	0.00	167,761.65	602,764.43	0.00	75,712.22
Office Supplies Expenses	5020301002	826,559.60	19,678.70	846,238.30	243,473.87	0.00	0.00	0.00	243,473.87	167,761.65	0.00	0.00	0.00	167,761.65	602,764.43	0.00	75,712.22
Drugs and Medicines Expenses	5020307000	687.76	0.00	687.76	0.00	0.00	0.00	0.00	0.00	0.00	0.00	0.00	0.00	0.00	687.76	0.00	0.00
Drugs and Medicines Expenses	5020307000	687.76	0.00	687.76	0.00	0.00	0.00	0.00	0.00	0.00	0.00	0.00	0.00	0.00	687.76	0.00	0.00
Medical, Dental and Laboratory Supplies Expenses	5020308000	136,795.37	(61,167.59)	75,627.78	0.00	0.00	0.00	0.00	0.00	0.00	0.00	0.00	0.00	0.00	75,627.78	0.00	0.00
Medical, Dental and Laboratory Supplies Expenses	5020308000	136,795.37	(61,167.59)	75,627.78	0.00	0.00	0.00	0.00	0.00	0.00	0.00	0.00	0.00	0.00	75,627.78	0.00	0.00
Fuel, Oil and Lubricants Expenses	5020309000	599,722.90	(55,848.00)	543,874.90	166,855.46	0.00	0.00	0.00	166,855.46	166,855.46	0.00	0.00	0.00	166,855.46	377,019.44	0.00	0.00
Fuel, Oil and Lubricants Expenses	5020309000	599,722.90	(55,848.00)	543,874.90	166,855.46	0.00	0.00	0.00	166,855.46	166,855.46	0.00	0.00	0.00	166,855.46	377,019.44	0.00	0.00
Agricultural and Marine Supplies Expenses	5020310000	61,770.00	0.00	61,770.00	5,000.00	0.00	0.00	0.00	5,000.00	5,000.00	0.00	0.00	0.00	5,000.00	56,770.00	0.00	0.00
Agricultural and Marine Supplies Expenses	5020310000	61,770.00	0.00	61,770.00	5,000.00	0.00	0.00	0.00	5,000.00	5,000.00	0.00	0.00	0.00	5,000.00	56,770.00	0.00	0.00
Textbooks and Instructional Materials Expenses	5020311000	579,635.01	0.00	579,635.01	0.00	0.00	0.00	0.00	0.00	0.00	0.00	0.00	0.00	0.00	579,635.01	0.00	0.00
Textbooks and Instructional Materials Expenses	5020311001	579,635.01	0.00	579,635.01	0.00	0.00	0.00	0.00	0.00	0.00	0.00	0.00	0.00	0.00	579,635.01	0.00	0.00
Semi-Expendable Machinery and Equipment Expenses	5020321000	96,390.00	0.00	96,390.00	9,730.78	0.00	0.00	0.00	9,730.78	2,300.00	0.00	0.00	0.00	2,300.00	86,659.22	0.00	7,430.78
Semi-Expendable Machinery and Equipment Expenses	5020321000	0.00	0.00	0.00	0.00	0.00	0.00	0.00	0.00	0.00	0.00	0.00	0.00	0.00	0.00	0.00	0.00
Office Equipment	5020321002	59,390.00	0.00	59,390.00	7,430.78	0.00	0.00	0.00	7,430.78	0.00	0.00	0.00	0.00	0.00	51,959.22	0.00	7,430.78
Information and Communications Technology Equipment	5020321003	16,500.00	0.00	16,500.00	2,300.00	0.00	0.00	0.00	2,300.00	2,300.00	0.00	0.00	0.00	2,300.00	14,200.00	0.00	0.00

Department : State Universities and Colleges (SUCs)
 Agency/Entity : Cagayan State University
 Operating Unit : < not applicable >
 Organization Code (UACS) : 08 022 0000000
 Fund Cluster : 05 Internally Generated Funds
 (e.g. UACS Fund Cluster: 05-Internally Generated Funds and 06-Business Related Funds)

Particulars	UACS CODE	Approved Budget			Utilizations					Disbursements					Balances		
		Approved Budgeted Revenue	Adjustments (Reductions, Modifications/	Adjusted Budgeted Revenue	1st Quarter Ending March 31	2nd Quarter Ending June 30	3rd Quarter Ending Sept. 30	4th Quarter Ending Dec. 31	Total	1st Quarter Ending March 31	2nd Quarter Ending June 30	3rd Quarter Ending Sept. 30	4th Quarter Ending Dec. 31	TOTAL	Unutilized Budget	Unpaid Obligations	
																Due and Demandable	Not Yet Due and Demandable
1	2	3	4	5=[(3+(-)4)]	6	7	8	9	10=(6+7+8+9)	11	12	13	14	15=(11+12+13+14)	16=(5-10)	17	18
SUMMARY																	
A. AGENCY SPECIFIC BUDGET																	
Technical and Scientific Equipment	5020321013	9,000.00	0.00	9,000.00	0.00	0.00	0.00	0.00	0.00	0.00	0.00	0.00	0.00	0.00	9,000.00	0.00	0.00
Other Machinery and Equipment	5020321099	11,500.00	0.00	11,500.00	0.00	0.00	0.00	0.00	0.00	0.00	0.00	0.00	0.00	0.00	11,500.00	0.00	0.00
Semi-Expendable Furniture, Fixtures and Books Expenses	5020322000	150,246.44	0.00	150,246.44	135,826.00	0.00	0.00	0.00	135,826.00	0.00	0.00	0.00	0.00	0.00	14,420.44	0.00	135,826.00
Furniture and Fixtures	5020322001	10,600.80	0.00	10,600.80	0.00	0.00	0.00	0.00	0.00	0.00	0.00	0.00	0.00	0.00	10,600.80	0.00	0.00
Books	5020322002	139,645.64	0.00	139,645.64	135,826.00	0.00	0.00	0.00	135,826.00	0.00	0.00	0.00	0.00	0.00	3,819.64	0.00	135,826.00
Other Supplies and Materials Expenses	5020399000	1,075,683.98	16,807.00	1,092,490.98	191,616.00	0.00	0.00	0.00	191,616.00	141,616.00	0.00	0.00	0.00	141,616.00	900,874.98	0.00	50,000.00
Other Supplies and Materials Expenses	5020399000	1,075,683.98	16,807.00	1,092,490.98	191,616.00	0.00	0.00	0.00	191,616.00	141,616.00	0.00	0.00	0.00	141,616.00	900,874.98	0.00	50,000.00
Utility Expenses	5020400000	1,084,302.98	37,504.05	1,121,807.03	673,572.55	0.00	0.00	0.00	673,572.55	673,572.55	0.00	0.00	0.00	673,572.55	448,234.48	0.00	0.00
Water Expenses	5020401000	39,600.00	149,545.55	189,145.55	154,993.96	0.00	0.00	0.00	154,993.96	154,993.96	0.00	0.00	0.00	154,993.96	34,151.59	0.00	0.00
Water Expenses	5020401000	39,600.00	149,545.55	189,145.55	154,993.96	0.00	0.00	0.00	154,993.96	154,993.96	0.00	0.00	0.00	154,993.96	34,151.59	0.00	0.00
Electricity Expenses	5020402000	1,044,702.98	(112,041.50)	932,661.48	518,578.59	0.00	0.00	0.00	518,578.59	518,578.59	0.00	0.00	0.00	518,578.59	414,082.89	0.00	0.00
Electricity Expenses	5020402000	1,044,702.98	(112,041.50)	932,661.48	518,578.59	0.00	0.00	0.00	518,578.59	518,578.59	0.00	0.00	0.00	518,578.59	414,082.89	0.00	0.00
Communication Expenses	5020500000	1,629,360.02	(383,532.24)	1,245,827.78	375,583.45	0.00	0.00	0.00	375,583.45	361,345.15	0.00	0.00	0.00	361,345.15	870,244.33	0.00	14,238.30
Telephone Expenses	5020502000	50,580.00	6,947.50	57,527.50	17,647.50	0.00	0.00	0.00	17,647.50	17,647.50	0.00	0.00	0.00	17,647.50	39,880.00	0.00	0.00
Mobile	5020502001	50,580.00	3,200.00	53,780.00	13,900.00	0.00	0.00	0.00	13,900.00	13,900.00	0.00	0.00	0.00	13,900.00	39,880.00	0.00	0.00
Landline	5020502002	0.00	3,747.50	3,747.50	3,747.50	0.00	0.00	0.00	3,747.50	3,747.50	0.00	0.00	0.00	3,747.50	0.00	0.00	0.00
Internet Subscription Expenses	5020503000	1,571,580.02	(390,479.74)	1,181,100.28	357,635.95	0.00	0.00	0.00	357,635.95	343,397.65	0.00	0.00	0.00	343,397.65	823,464.33	0.00	14,238.30
Internet Subscription Expenses	5020503000	1,571,580.02	(390,479.74)	1,181,100.28	357,635.95	0.00	0.00	0.00	357,635.95	343,397.65	0.00	0.00	0.00	343,397.65	823,464.33	0.00	14,238.30
Cable, Satellite, Telegraph and Radio Expenses	5020504000	7,200.00	0.00	7,200.00	300.00	0.00	0.00	0.00	300.00	300.00	0.00	0.00	0.00	300.00	6,900.00	0.00	0.00
Cable, Satellite, Telegraph and Radio Expenses	5020504000	7,200.00	0.00	7,200.00	300.00	0.00	0.00	0.00	300.00	300.00	0.00	0.00	0.00	300.00	6,900.00	0.00	0.00
Professional Services	5021100000	9,468,557.01	(277,927.72)	9,190,629.29	4,652,909.25	0.00	0.00	0.00	4,652,909.25	4,318,235.71	0.00	0.00	0.00	4,318,235.71	4,537,720.04	334,673.54	0.00
Other Professional Services	5021199000	9,468,557.01	(277,927.72)	9,190,629.29	4,652,909.25	0.00	0.00	0.00	4,652,909.25	4,318,235.71	0.00	0.00	0.00	4,318,235.71	4,537,720.04	334,673.54	0.00
Other Professional Services	5021199000	9,468,557.01	(277,927.72)	9,190,629.29	4,652,909.25	0.00	0.00	0.00	4,652,909.25	4,318,235.71	0.00	0.00	0.00	4,318,235.71	4,537,720.04	334,673.54	0.00
General Services	5021200000	1,500,000.00	640.00	1,500,640.00	1,335,842.95	0.00	0.00	0.00	1,335,842.95	1,335,842.95	0.00	0.00	0.00	1,335,842.95	164,797.05	0.00	0.00
Janitorial Services	5021202000	750,000.00	(42,220.00)	707,780.00	542,982.95	0.00	0.00	0.00	542,982.95	542,982.95	0.00	0.00	0.00	542,982.95	164,797.05	0.00	0.00
Janitorial Services	5021202000	750,000.00	(42,220.00)	707,780.00	542,982.95	0.00	0.00	0.00	542,982.95	542,982.95	0.00	0.00	0.00	542,982.95	164,797.05	0.00	0.00
Security Services	5021203000	750,000.00	42,860.00	792,860.00	792,860.00	0.00	0.00	0.00	792,860.00	792,860.00	0.00	0.00	0.00	792,860.00	0.00	0.00	0.00
Security Services	5021203000	750,000.00	42,860.00	792,860.00	792,860.00	0.00	0.00	0.00	792,860.00	792,860.00	0.00	0.00	0.00	792,860.00	0.00	0.00	0.00
Repairs and Maintenance	5021300000	2,788,690.97	1,499,034.38	4,287,725.35	2,685,326.48	0.00	0.00	0.00	2,685,326.48	1,672,813.91	0.00	0.00	0.00	1,672,813.91	1,602,398.87	0.00	1,012,512.57
Repairs and Maintenance - Land Improvements	5021302000	12.00	0.00	12.00	0.00	0.00	0.00	0.00	0.00	0.00	0.00	0.00	0.00	0.00	12.00	0.00	0.00

Department : State Universities and Colleges (SUCs)
 Agency/Entity : Cagayan State University
 Operating Unit : < not applicable >
 Organization Code (UACS) : 08 022 0000000
 Fund Cluster : 05 Internally Generated Funds

(e.g. UACS Fund Cluster: 05-Internally Generated Funds and 06-Business Related Funds)

Particulars	UACS CODE	Approved Budget			Utilizations					Disbursements					Balances		
		Approved Budgeted Revenue	Adjustments (Reductions, Modifications/	Adjusted Budgeted Revenue	1st Quarter Ending March 31	2nd Quarter Ending June 30	3rd Quarter Ending Sept. 30	4th Quarter Ending Dec. 31	Total	1st Quarter Ending March 31	2nd Quarter Ending June 30	3rd Quarter Ending Sept. 30	4th Quarter Ending Dec. 31	TOTAL	Unutilized Budget	Unpaid Obligations	
																Due and Demandable	Not Yet Due and Demandable
1	2	3	4	5=[(3+(-)4)]	6	7	8	9	10=(6+7+8+9)	11	12	13	14	15=(11+12+13+14)	16=(5-10)	17	18
SUMMARY																	
A. AGENCY SPECIFIC BUDGET																	
Other Land Improvements	5021302099	12.00	0.00	12.00	0.00	0.00	0.00	0.00	0.00	0.00	0.00	0.00	0.00	0.00	12.00	0.00	0.00
Repairs and Maintenance - Buildings and Other Structures	5021304000	2,501,867.72	1,456,904.38	3,958,772.10	2,608,065.09	0.00	0.00	0.00	2,608,065.09	1,597,449.52	0.00	0.00	0.00	1,597,449.52	1,350,707.01	0.00	1,010,615.57
Buildings	5021304001	1,711,565.00	222,219.99	1,933,784.99	1,924,508.11	0.00	0.00	0.00	1,924,508.11	1,399,647.14	0.00	0.00	0.00	1,399,647.14	9,276.88	0.00	524,860.97
School Buildings	5021304002	725,681.31	913,641.88	1,639,323.19	683,556.98	0.00	0.00	0.00	683,556.98	197,802.38	0.00	0.00	0.00	197,802.38	955,766.21	0.00	485,754.60
Other Structures	5021304099	64,621.41	321,042.51	385,663.92	0.00	0.00	0.00	0.00	0.00	0.00	0.00	0.00	0.00	0.00	385,663.92	0.00	0.00
Repairs and Maintenance - Machinery and Equipment	5021305000	170,040.00	0.00	170,040.00	0.00	0.00	0.00	0.00	0.00	0.00	0.00	0.00	0.00	0.00	170,040.00	0.00	0.00
Office Equipment	5021305002	10,000.00	0.00	10,000.00	0.00	0.00	0.00	0.00	0.00	0.00	0.00	0.00	0.00	0.00	10,000.00	0.00	0.00
Agricultural and Forestry Equipment	5021305004	100,000.00	0.00	100,000.00	0.00	0.00	0.00	0.00	0.00	0.00	0.00	0.00	0.00	0.00	100,000.00	0.00	0.00
Construction and Heavy Equipment	5021305008	40.00	0.00	40.00	0.00	0.00	0.00	0.00	0.00	0.00	0.00	0.00	0.00	0.00	40.00	0.00	0.00
Other Machinery and Equipment	5021305099	60,000.00	0.00	60,000.00	0.00	0.00	0.00	0.00	0.00	0.00	0.00	0.00	0.00	0.00	60,000.00	0.00	0.00
Repairs and Maintenance - Transportation Equipment	5021306000	116,600.00	42,130.00	158,730.00	77,261.39	0.00	0.00	0.00	77,261.39	75,364.39	0.00	0.00	0.00	75,364.39	81,468.61	0.00	1,897.00
Motor Vehicles	5021306001	116,600.00	42,130.00	158,730.00	77,261.39	0.00	0.00	0.00	77,261.39	75,364.39	0.00	0.00	0.00	75,364.39	81,468.61	0.00	1,897.00
Repairs and Maintenance - Furniture and Fixtures	5021307000	171.25	0.00	171.25	0.00	0.00	0.00	0.00	0.00	0.00	0.00	0.00	0.00	0.00	171.25	0.00	0.00
Repairs and Maintenance - Furniture and Fixtures	5021307000	171.25	0.00	171.25	0.00	0.00	0.00	0.00	0.00	0.00	0.00	0.00	0.00	0.00	171.25	0.00	0.00
Taxes, Insurance Premiums and Other Fees	5021500000	139,500.73	0.00	139,500.73	450.00	0.00	0.00	0.00	450.00	450.00	0.00	0.00	0.00	450.00	139,050.73	0.00	0.00
Taxes, Duties and Licenses	5021501000	139,500.00	0.00	139,500.00	450.00	0.00	0.00	0.00	450.00	450.00	0.00	0.00	0.00	450.00	139,050.00	0.00	0.00
Taxes, Duties and Licenses	5021501001	139,500.00	0.00	139,500.00	450.00	0.00	0.00	0.00	450.00	450.00	0.00	0.00	0.00	450.00	139,050.00	0.00	0.00
Insurance Expenses	5021503000	0.73	0.00	0.73	0.00	0.00	0.00	0.00	0.00	0.00	0.00	0.00	0.00	0.00	0.73	0.00	0.00
Insurance Expenses	5021503000	0.73	0.00	0.73	0.00	0.00	0.00	0.00	0.00	0.00	0.00	0.00	0.00	0.00	0.73	0.00	0.00
Labor and Wages	5021600000	420,000.00	0.00	420,000.00	88,797.00	0.00	0.00	0.00	88,797.00	88,797.00	0.00	0.00	0.00	88,797.00	331,203.00	0.00	0.00
Labor and Wages	5021601000	420,000.00	0.00	420,000.00	88,797.00	0.00	0.00	0.00	88,797.00	88,797.00	0.00	0.00	0.00	88,797.00	331,203.00	0.00	0.00
Labor and Wages	5021601000	420,000.00	0.00	420,000.00	88,797.00	0.00	0.00	0.00	88,797.00	88,797.00	0.00	0.00	0.00	88,797.00	331,203.00	0.00	0.00
Other Maintenance and Operating Expenses	5029900000	2,634,611.34	(739,120.58)	1,895,490.76	900,256.35	0.00	0.00	0.00	900,256.35	825,280.15	0.00	0.00	0.00	825,280.15	995,234.41	56,076.00	18,900.20
Advertising Expenses	5029901000	18,263.00	45,300.00	63,563.00	45,300.00	0.00	0.00	0.00	45,300.00	45,300.00	0.00	0.00	0.00	45,300.00	18,263.00	0.00	0.00
Advertising Expenses	5029901000	18,263.00	45,300.00	63,563.00	45,300.00	0.00	0.00	0.00	45,300.00	45,300.00	0.00	0.00	0.00	45,300.00	18,263.00	0.00	0.00
Printing and Publication Expenses	5029902000	20,000.00	0.00	20,000.00	15,000.00	0.00	0.00	0.00	15,000.00	15,000.00	0.00	0.00	0.00	15,000.00	5,000.00	0.00	0.00
Printing and Publication Expenses	5029902000	20,000.00	0.00	20,000.00	15,000.00	0.00	0.00	0.00	15,000.00	15,000.00	0.00	0.00	0.00	15,000.00	5,000.00	0.00	0.00
Representation Expenses	5029903000	413,871.34	113,822.00	527,693.34	179,040.75	0.00	0.00	0.00	179,040.75	172,680.55	0.00	0.00	0.00	172,680.55	348,652.59	0.00	6,360.20
Representation Expenses	5029903000	413,871.34	113,822.00	527,693.34	179,040.75	0.00	0.00	0.00	179,040.75	172,680.55	0.00	0.00	0.00	172,680.55	348,652.59	0.00	6,360.20
Membership Dues and Contributions to Organizations	5029906000	29,160.00	0.00	29,160.00	0.00	0.00	0.00	0.00	0.00	0.00	0.00	0.00	0.00	0.00	29,160.00	0.00	0.00

Department : State Universities and Colleges (SUCs)
 Agency/Entity : Cagayan State University
 Operating Unit : < not applicable >
 Organization Code (UACS) : 08 022 0000000
 Fund Cluster : 05 Internally Generated Funds

(e.g. UACS Fund Cluster: 05-Internally Generated Funds and 06-Business Related Funds)


Particulars	UACS CODE	Approved Budget			Utilizations					Disbursements					Balances		
		Approved Budgeted Revenue	Adjustments (Reductions, Modifications/	Adjusted Budgeted Revenue	1st Quarter Ending March 31	2nd Quarter Ending June 30	3rd Quarter Ending Sept. 30	4th Quarter Ending Dec. 31	Total	1st Quarter Ending March 31	2nd Quarter Ending June 30	3rd Quarter Ending Sept. 30	4th Quarter Ending Dec. 31	TOTAL	Unutilized Budget	Unpaid Obligations	
																Due and Demandable	Not Yet Due and Demandable
1	2	3	4	5=[(3+(-)4)]	6	7	8	9	10=(6+7+8+9)	11	12	13	14	15=(11+12+13+14)	16=(5-10)	17	18
SUMMARY																	
A. AGENCY SPECIFIC BUDGET																	
Membership Dues and Contributions to Organizations	5029906000	29,160.00	0.00	29,160.00	0.00	0.00	0.00	0.00	0.00	0.00	0.00	0.00	0.00	0.00	29,160.00	0.00	0.00
Subscription Expenses	5029907000	28,800.00	14,760.00	43,560.00	14,760.00	0.00	0.00	0.00	14,760.00	2,220.00	0.00	0.00	0.00	2,220.00	28,800.00	0.00	12,540.00
Other Subscription Expenses	5029907099	28,800.00	14,760.00	43,560.00	14,760.00	0.00	0.00	0.00	14,760.00	2,220.00	0.00	0.00	0.00	2,220.00	28,800.00	0.00	12,540.00
Other Maintenance and Operating Expenses	5029999000	2,124,517.00	(913,002.58)	1,211,514.42	646,155.60	0.00	0.00	0.00	646,155.60	590,079.60	0.00	0.00	0.00	590,079.60	565,358.82	56,076.00	0.00
Other Maintenance and Operating Expenses	5029999099	2,124,517.00	(913,002.58)	1,211,514.42	646,155.60	0.00	0.00	0.00	646,155.60	590,079.60	0.00	0.00	0.00	590,079.60	565,358.82	56,076.00	0.00
Capital Outlays		26,242,431.60	21,332.00	26,263,763.60	862,959.00	0.00	0.00	0.00	862,959.00	784,659.00	0.00	0.00	0.00	784,659.00	25,400,804.60	0.00	78,300.00
Investment Outlay	5060100000	4,559,274.23	0.00	4,559,274.23	0.00	0.00	0.00	0.00	0.00	0.00	0.00	0.00	0.00	0.00	4,559,274.23	0.00	0.00
Investment in Government-Owned and/or Controlled Corporations	5060101000	4,559,274.23	0.00	4,559,274.23	0.00	0.00	0.00	0.00	0.00	0.00	0.00	0.00	0.00	0.00	4,559,274.23	0.00	0.00
Road Networks	5060101002	4,559,274.23	0.00	4,559,274.23	0.00	0.00	0.00	0.00	0.00	0.00	0.00	0.00	0.00	0.00	4,559,274.23	0.00	0.00
Property, Plant and Equipment Outlay	5060400000	21,683,157.37	21,332.00	21,704,489.37	862,959.00	0.00	0.00	0.00	862,959.00	784,659.00	0.00	0.00	0.00	784,659.00	20,841,530.37	0.00	78,300.00
Buildings and Other Structures	5060404000	4,644,429.37	5,059.00	4,649,488.37	5,059.00	0.00	0.00	0.00	5,059.00	5,059.00	0.00	0.00	0.00	5,059.00	4,644,429.37	0.00	0.00
Other Structures	5060404099	4,644,429.37	5,059.00	4,649,488.37	5,059.00	0.00	0.00	0.00	5,059.00	5,059.00	0.00	0.00	0.00	5,059.00	4,644,429.37	0.00	0.00
Machinery and Equipment Outlay	5060405000	14,754,287.10	(18,327.00)	14,735,960.10	709,700.00	0.00	0.00	0.00	709,700.00	666,000.00	0.00	0.00	0.00	666,000.00	14,026,260.10	0.00	43,700.00
Office Equipment	5060405002	1,137,450.00	0.00	1,137,450.00	32,900.00	0.00	0.00	0.00	32,900.00	0.00	0.00	0.00	0.00	0.00	1,104,550.00	0.00	32,900.00
Information and Communication Technology Equipment	5060405003	4,474,172.01	(34,600.00)	4,439,572.01	617,000.00	0.00	0.00	0.00	617,000.00	617,000.00	0.00	0.00	0.00	617,000.00	3,822,572.01	0.00	0.00
Agricultural and Forestry Equipment	5060405004	400,000.00	0.00	400,000.00	0.00	0.00	0.00	0.00	0.00	0.00	0.00	0.00	0.00	0.00	400,000.00	0.00	0.00
Communication Equipment	5060405007	3,648,651.00	0.00	3,648,651.00	0.00	0.00	0.00	0.00	0.00	0.00	0.00	0.00	0.00	0.00	3,648,651.00	0.00	0.00
Construction and Heavy Equipment	5060405008	727,350.00	0.00	727,350.00	0.00	0.00	0.00	0.00	0.00	0.00	0.00	0.00	0.00	0.00	727,350.00	0.00	0.00
Military, Police and Security Equipment	5060405010	250,000.00	0.00	250,000.00	0.00	0.00	0.00	0.00	0.00	0.00	0.00	0.00	0.00	0.00	250,000.00	0.00	0.00
Medical Equipment	5060405011	300,000.00	16,273.00	316,273.00	0.00	0.00	0.00	0.00	0.00	0.00	0.00	0.00	0.00	0.00	316,273.00	0.00	0.00
Technical and Scientific Equipment	5060405014	1,569,252.59	0.00	1,569,252.59	0.00	0.00	0.00	0.00	0.00	0.00	0.00	0.00	0.00	0.00	1,569,252.59	0.00	0.00
Other Machinery and Equipment	5060405099	2,247,411.50	0.00	2,247,411.50	59,800.00	0.00	0.00	0.00	59,800.00	49,000.00	0.00	0.00	0.00	49,000.00	2,187,611.50	0.00	10,800.00
Furniture, Fixtures and Books Outlay	5060407000	1,533,413.00	34,600.00	1,568,013.00	148,200.00	0.00	0.00	0.00	148,200.00	113,600.00	0.00	0.00	0.00	113,600.00	1,419,813.00	0.00	34,600.00
Furniture and Fixtures	5060407001	1,533,413.00	34,600.00	1,568,013.00	148,200.00	0.00	0.00	0.00	148,200.00	113,600.00	0.00	0.00	0.00	113,600.00	1,419,813.00	0.00	34,600.00
Other Property Plant and Equipment Outlay	5060409000	751,027.90	0.00	751,027.90	0.00	0.00	0.00	0.00	0.00	0.00	0.00	0.00	0.00	0.00	751,027.90	0.00	0.00
Other Property, Plant and Equipment	5060409099	751,027.90	0.00	751,027.90	0.00	0.00	0.00	0.00	0.00	0.00	0.00	0.00	0.00	0.00	751,027.90	0.00	0.00
GRAND TOTAL		50,363,515.07	0.00	50,363,515.07	12,552,224.66	0.00	0.00	0.00	12,552,224.66	10,765,555.05	0.00	0.00	0.00	10,765,555.05	37,811,290.41	390,749.54	1,395,920.07

Prepared by:


OLIVIA C. LASAM


SAO--UBO

Date:


MA. REMEDIOS E. TANGONAN
University Accountant


Date:

Reviewed by:


EMERITA P. GERON
Chief AO-Finance

Date:

Approved by:


URDUJAH G. ALVARADO
University President

Date: